



**KINGSONG
TECHNOLOGY**



Electric Unicycle
PRODUCT CATALOGUE

DIRECTORY

Company Profile

01

Products

08



SHINE

Leading style

10
15
20
25

ALCIDAE KS-S16

LEADER KS-S18

KING KONG KS-S19

RED EAGLE KS-S22PRO



DAUNTLESS

Basic series

31
36

SPACE TRAVELER KS-14D

SPACE TRAVELER KS-14S



XFINITY

Flagship

41
45
49
54

CITY SHUTTLE KS-16S

LITTLE BULL KS-16X

TEMPORAL TRAILBLAZER KS-18XL

BASKETBALL CART KS-S9

ABOUT US



Kingsong Technology Co.,LTD is a Hi-tech manufacturer specializing in Kingsong brand E-Unicycle, E-Scooters, E-bike and many other intelligent vehicles in different forms.

Since 2012, King Song has focused on researching and developing in electric vehicles. Located in Shenzhen with more than 20,000m², we integrate product design, R&D, supply chain management, product manufacturing & assembly, and domestic & overseas market sales.

We have a strong R&D team with 40 experienced engineers. With 8 production lines and 300 skilled workers, we produced most main raw materials by ourselves.

Kingsong has become a well-known brand in the industry and Kingsong will continue to prosper and deliver the highest quality of personal electric vehicles to markets across the globe.



20000m²

Factory Area



40+

Engineers



300+

Workers



100+

Patent



8

Production Line

Company Qualifications



ISO



ISO



ISO



ISO



BSCI



Shenzhen Mobility Robots Alliance Initiator



Verified Supplier Certificate



National high-tech enterprises



Specialized and Special new Enterprises in Shenzhen



Guangdong Electric Vehicle Association Council Member


Product Certifications



CE



REACH



ROSH




IP56



KC



Quality Test Report



FCC



EN17128

Product Awards



IDA Design Awards
Bronze Winner KS-S18



IDA Design Awards
Silver Winner KS-S22



Muse Design Awards
Gold Winner KS-S18



Muse Design Awards
Silver Winner KS-S22

Product Patents

Registered Trademark / Utility Model Patent / Patent for Invention / Design Patent



MANUFACTURING ADVANTAGES



• Mature manufacturing system

The 8 production lines, 300 skilled workers, over 20,000m² workshop space and experienced production management team realized Kingsong's large-scale manufacturing.



• Supply Chain Closed Loop

Kingsong has owned two factories for batteries and PCBA for 10 years. The self-sufficiency of the two core components ensures high quality and high capacity supply.



• Quality First

All products have undergone strict quality testing, The non-performing rate is much lower than the market average.



• Focusing on R&D

With a strong R&D team of more than 40 experienced engineers, we have not only been awarded more than 200 patents, but also numerous design awards such as "IDA", "Muse" and most famously "Reddot".

BRAND EMPOWERMENT



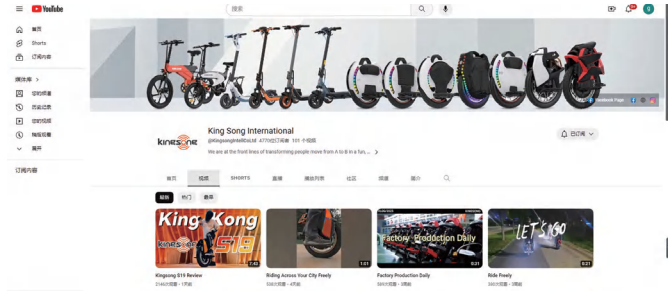
• Manufacture of Brand Standard

Compared with traditional OEM manufacturers, Kingsong products offer more reliable quality assurance and are better able to meet the needs of customized OEM.




• Global Sales

With superior quality and performance, Kingsong has won the favor of customers around the world, and end-users in more than 40 countries and regions enjoy close contact with Kingsong products.



• Brand Promotion

By devoting to brand marketing on mainstream online social media platform and offline exhibitions and activities, Kingsong is also trying best to help customers expand their local market.



• Global After-Sales Service

11 years of brand service has precipitated us a complete after-sales service system and service team.

OFFICE



PRODUCTION



SMT LINE

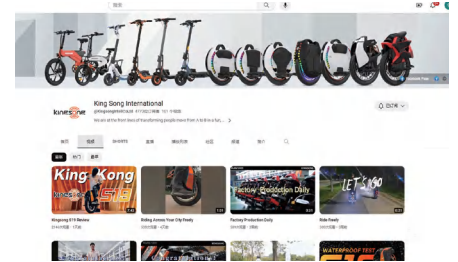
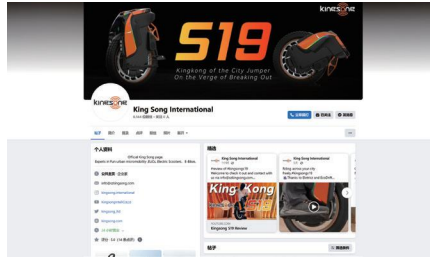
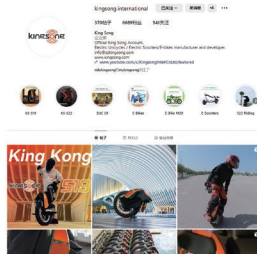


PLAYER




Social Media


Follow Kingsong International @ Instagram / Facebook / YouTube



Company Homepage

www.kingsong.com





PRODUCTS

KINGSONG
SHINE



| Leading style

KINGSONG S SERIES

Leading style



Alcidae

Built for free exploration.

KS-S16





KS-S16




Alcidae

Built for free exploration.

ALCIDAE - S16

Model	S16	S16 Pro
Rated Power	2800W	3000W
Peak Power	4500W	5000W
Max. Speed	50km/h	60km/h
Gradeability	~40°	~48°
Battery	1480Wh (SAMSUNG 50GB)	1480Wh (SAMSUNG 50S)
Max. Mileage	~130km	~120km
Max. Load	120kg	
Tire Size	16*3.0inch	
Suspension Travel	88mm	
Pedal Size	262*129mm	
Product Color	Orange Black	
Weight	~31.8kg	
Output Voltage	DC 84V	
Output Current	5A	
Charging Time	4~5h	
DC Cable Port Type	Dual GX12-4	
DC Cable Length	1.5m	
Product Size	54(L)*23(W)*62(H)cm	
Package Size	56(L)*30(W)*69.5(H)cm	



• Controller System

Modular motherboard design, integrated design makes installation and maintenance more convenient.



• Handle Designed

Aluminum constructed handle designed for ergonomic pushing of the wheel or lifting of the wheel.



• Matrix Display

Integrate power, speed, and other information into one matrix display.



• Spiked Pedals

Spiked pedals ensure even when riding through whatever the weather, you'll still remain fully connected to the S16.

Detail Display



Variable Linkage Dampening

The racing-grade X-shaped linkage suspension structure is adopted to improve driving stability, and achieve strong support and soft linear suspension absorption experience.



2800W Motor

Adopts a high-power 2800W hollow shaft motor to provide riders with a strong sense of acceleration.



Lighting System

Equipped with high-brightness headlights and integrated RGB lights, the color can be adjusted at will, the brightness can be automatically adjusted according to the speed, and the angle can be adjusted individually to protect riding in dark light.



Smart BMS System

A new generation of BMS intelligent battery management system, with multiple functions to protect the safety of battery cells in an all-round way, efficiently control the charge and discharge of each battery cell, and bring four-dimensional upgrades in power, battery life, safety, and battery life.



SIDE VIEW



HANDLE



REAR VIEW



TOP VIEW



KINGSONG S SERIES

Leading style



LEADER

Go forward,
Smile to the beautiful scenery of the mountains and rivers
with your riders.

KS-S18

Beautiful Appearance, Powerful Function
Suitable For High-end Travel, Party Feast





KS-S18



reddot award
best of the best

KS-S18 Winner

RED DOT DESIGN AWARD



KS-S18 Gold Winner

MUSE DESIGN AWARDS



KS-S18 Bronze Winner

IDA DESIGN AWARDS

LEADER

Fashionable design, more elegant travel, faster and more powerful battery life, the best choice for travel riding experience.

TRAILBLAZER - S18

Model	S18	S18 Pro
Rated Power	2200W	
Peak Power	5000W	
Max. Speed	50km/h	
Gradeability	35°	
Battery	1110Wh (SAMSUNG 50GB)	906Wh (MolI)
Max. Mileage	~100km	~80km
Max. Load	120kg	
Tire Size	18*3.0inch	
Suspension Travel	100mm	
Pedal Size	275*135mm	
Product Color	White, Rubber Black	
Weight	~25kg	
Output Voltage	DC 84V	
Output Current	2.5A	
Charging Time	~6h	~5h
DC Cable Port Type	Square mouth with needle	
DC Cable Length	1.5m	
Product Size	53(L)*20(W)*55.7(H)cm	
Package Size	63(L)*30(W)*71.5(H)cm	



• 200-57 Suspension

Variable linkage dampening air suspension system using 200-57 suspension.




• 12 MOS Design

12 MOS design connected to aluminum body frame for fast heat dissipation without the need of fan.



• Ergonomic Design

To connect the wheel with rider by focusing on the user friendly ergonomic design.



• Handle Designed

Ergonomic handle designed for pushing and lifting which can be hidden inside body frame when not in use.

Detail Display



Variable Linkage Dampening

Variable Linkage dampening; air suspension system using 200-57 suspension DNM AOY 36 RC.



140N.m Torque Heavy Duty Motor

Hefty motor providing 140N.m of torque allows for quick acceleration whilst ensuring there's not a hill you can't climb!



Processor And Mother- Board

Newly redesigned processor and motherboard sits atop a brand new 4 layer structure. A fluid and stable ride experience.



1600lm Headlight

1600lm headlight with 2*5W(high beam) and 2*4W(short beam).



RIGHT VIEW



SIDE VIEW



FRONT VIEW



TOP VIEW



KINGSONG S SERIES

Leading style



King Kong

Kingkong of the City Jumper On the Verge of Breaking Out.

KS-S19





KS-S19




King Kong

Kingkong of the City Jumper, On the Verge of Breaking Out.

KING KONG - S19

Model	S19	S19 Pro
Rated Power	3500W	
Peak Power	6500W	
Max. Speed	60km/h	
Gradeability	40°	
Battery	1776Wh (SAMSUNG 60GB)	1776Wh (SAMSUNG 50S)
Max. Mileage	~150km	
Max. Load	120kg	
Tire Size	18*3.0inch	
Suspension Travel	90mm	
Pedal Size	277*130mm	
Product Color	Orange Black	
Weight	~33kg	
Output Voltage	DC 100.8V	
Output Current	5A	
Charging Time	4~5h	
DC Cable Port Type	Dual GX16-5	
DC Cable Length	1.5m	
Product Size	54(L)*32(W)*79(H)cm	
Package Size	64.5(L)*34(W)*73(H)cm	



• Controller System

Modular motherboard design, integrated design makes installation and maintenance more convenient.



• Handle Designed

Aluminum constructed handle designed for ergonomic pushing of the wheel or lifting of the wheel.



• Matrix Display

Integrate power, speed, and other information into one matrix display.



• Spiked Pedals

Spiked pedals ensure even when riding through whatever the weather, you'll still remain fully connected to the S19.

Detail Display



Variable Linkage Dampening

The racing-grade X-shaped linkage suspension structure is adopted to improve driving stability, and achieve strong support and soft linear suspension absorption experience.



3500W Motor

Higher power 3500W motor that provides a maximum torque of 160N.m providing fast acceleration.



Lighting System

Equipped with high-brightness headlights and intergrated RGB lights, the color can be adjusted at will, the brightness can be automatically adjusted according to the speed, and the angle can be adjusted individually to protect riding in dark light.



Smart BMS System

A new generation of BMS intelligent battery management system, with multiple functions to protect the safety of battery cells in an all-round way, efficiently control the charge and discharge of each battery cell, and bring four-dimensional upgrades in power, battery life, safety, and battery life.



SIDE VIEW



HANDLE



REAR VIEW



TOP VIEW



KINGSONG S SERIES

Leading style



RED EAGLE

More powerful power is like the swooping of the eagle, the design is cool and individual, and the flexibility of standing and sitting.

KS-S22 PRO





KS-S22 PRO



KS-S22 Bronze Winner
IDA DESIGN AWARDS




KS-S22 Gold Winner
MUSE DESIGN AWARDS

RED EAGLE

A red lightning like a racing car, rushing through the space, the controllability is relatively skillful, and it has a more extreme experience for the player level.

RED EAGLE - S22 Pro

Model	S22 Pro	S22 Pro+
Rated Power	4000W	
Peak Power	8500W	
Max. Speed	70km/h	
Gradeability	40°	
Battery	2220Wh (SAMSUNG 60GB)	2220Wh (SAMSUNG 50S)
Max. Mileage	~200km	
Max. Load	120kg	
Tire Size	2.75-14	
Suspension Travel	130mm	
Pedal Size	277*130mm	
Product Color	Red	
Weight	~35kg	
Output Voltage	DC 126V	
Output Current	5A	
Charging Time	4~5h	
DC Cable Port Type	Dual GX16-6	
DC Cable Length	1.5m	
Product Size	58.2(L)*33(W)*74.7(H)cm	
Package Size	68(L)*33(W)*97(H)cm	



• Controller

Controller integrates rear lights, charger on/off, display all within one for easier.



• Handle Designed

Aluminum constructed handle designed for ergonomic pushing of the wheel or lifting of the wheel.



• Matrix Display

Integrate power, speed, and other information into one matrix display.



• Seat Cushionergonomic Design

Added a comfortable seat cushionergonomic design, alleviating the toil of standing riding.

Detail Display



Variable Linkage Dampening

Suspension system using 240-75 spring suspension; suspension travel 130mm, spring travel 75mm.



4000W Motor

Higher power 4000W motor that provides a maximum torque of 160N.m providing fast acceleration.



Two Lights

8*5W lights on the left and right, automatically adjust the brightness according to the speed, and the two lights can adjust the angle separately to 15°, which provide good lighting at night.



Smart BMS System

Paired with smart BMS system check the battery health levels and ensure the safety of the packs.



RIGHT VIEW



SIDE VIEW



REAR VIEW



TOP VIEW



KINGSONG
DAUNTLESS



Basic series

KINGSONG D SERIES

Basic series



DAUNTLESS

SPACE TRAVELER

A traveler who travels through space and speed,
View all the sights.

KS-14D

Small and Flexible, Get Started Quickly.
Suitable For Women, Children and Novice.





kingsone 
KS-14D White



SPACE TRAVELER

The convenient model of shuttle in urban road provides enrich short-distance for riding experience.

SPACE TRAVELER


KS-14D

Rated Power	800W
Peak Power	2400W
Max. Speed	30km/h
Gradeability	30°
Battery	420Wh
Max. Mileage	30~40km
Max. Load	120kg
Tire Size	14*2.125inch
Pedal Height	125mm
Pedal Size	245*155mm
Product Color	White, Black
Weight	~14.5kg
Output Voltage	DC 67.2V
Output Current	2A
Charging Time	~3.5h
DC Cable Port Type	GX16-3
DC Cable Length	1.5m
Product Size	43.7(L)*20.65(W)*47.6(H)cm
Package Size	54(L)*24(W)*58.5(H)cm



- **LED Light**

Flick with the frequency spectrum as well as indicating the battery status.



- **Portable Lever**

Integrated trolley bar.



- **APP Support**

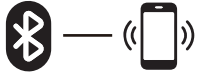
App support, change various ride characteristics and view speed / battery level information.



- **Soft Leg Pad**

Soft leg pad to alleviate leg soreness.

Detail Display



Bluetooth 4.0

Connect your phone with the unicycle via stable BT4.0 for controlling device and checking device status.



18650 Lithium Battery

High performance 18650 lithium battery is adopted. Safe, efficient and a long lasting battery life ensures the safety of our rider.




Multi-speaker

Multi-speaker design with a high fidelity output.



Two-way lights

Dual direction front and rear lights.



RIGHT VIEW



SIDE VIEW



FRONT VIEW



TOP VIEW



KINGSONG D SERIES

Basic series



DAUNTLESS

KS-14S





kinesone



KS-14S White

SPACE TRAVELER

The convenient model of shuttle in urban road provides enrich short -distance for riding experience.

SPACE TRAVELER


KS-14S

Rated Power	800W
Peak Power	2400W
Max. Speed	30km/h
Gradeability	30°
Battery	840Wh
Max. Mileage	70~80km
Max. Load	120kg
Tire Size	14*2.125inch
Pedal Height	125mm
Pedal Size	245*155mm
Product Color	White, Black
Weight	~16.2kg
Output Voltage	DC 67.2V
Output Current	2A
Charging Time	~7h
DC Cable Port Type	GX16-3
DC Cable Length	1.5m
Product Size	43.7(L)*20.2(W)*47.6(H)cm
Package Size	54(L)*24(W)*58.5(H)cm



- **LED Light**

Flick with the frequency spectrum as well as indicating the battery status.



- **Portable Lever**

Integrated trolley bar.



- **APP Support**

App support, change various ride characteristics and view speed/battery level information.



- **Soft Leg Pad**

Soft leg pad to alleviate leg soreness.

RIGHT VIEW



SIDE VIEW



FRONT VIEW



TOP VIEW



KINGSONG
XFINITY



Flagship

KINGSONG X SERIES

Flagship



CITY SHUTTLE

Fast and flexible traversing the streets of the city,
perfect for fast arrival of the journey

KS-16S

Flexible and easy to handle,
with both speed and stability.





CITY SHUTTLE

With better leg protection design, easier handling in the city.

CITY SHUTTLE

KS-16S

Rated Power	1200W
Peak Power	3000W
Max. Speed	35km/h
Gradeability	30°
Battery	840Wh
Max. Mileage	70~80km
Max. Load	120kg
Tire Size	16*2.125inch
Pedal Height	125mm
Pedal Size	245*155mm
Product Color	White, Rubber Black
Weight	~17.4kg
Output Voltage	DC 67.2V
Output Current	2A
Charging Time	~7h
DC Cable Port Type	GX16-3
DC Cable Length	1.5m
Product Size	46.3(L)*23.6(W)*50.6(H)cm
Package Size	54(L)*27(W)*58.5(H)cm



- **LED Light**

Flick with the frequency spectrum as well as indicating the battery status.




- **Portable Lever**

Integrated trolley bar.



- **APP Support**

App support, change various ride characteristics and view speed/battery level information.



- **Soft Leg Pad**

Soft leg pad to alleviate leg soreness.

RIGHT VIEW



SIDE VIEW



FRONT VIEW



TOP VIEW



KINGSONG X SERIES

Flagship



XFINITY

LITTLE BULL

As powerful and powerful as a small bull, it is fast, quick to start, and good at cornering acceleration.

KS-16X





Cool black, strong starting speed, more adaptable to rough road.

STURDY BULL - 16X

Model	16X	16XS
Rated Power	2200W	2000W
Peak Power	4200W	3500W
Max. Speed	50km/h	45km/h
Gradeability	35°	
Battery	1554Wh	777Wh
Max. Mileage	140~160km	60~70km
Max. Load	120kg	
Tire Size	16*3.0inch	
Pedal Height	180mm	
Pedal Size	278*131mm	
Product Color	Black	
Weight	~24.3kg	~21.5kg
Output Voltage	DC 84V	
Output Current	1.5A	
Charging Time	~14h	
DC Cable Port Type	Square mouth with needle	
DC Cable Length	1.5m	
Product Size	49.5(L)*25.35(W)*59(H)cm	
Package Size	55.5(L)*30.5(W)*73(H)cm	



• DIY Atmosphere LED

Flick with the frequency spectrum as well as indicating the battery status.



• Frequency Speaker

4*5W full frequency speaker + 1*20W bass speaker.



• Charging Port

Two usb charging ports to accelerate charging.



• USB Output

1*QC 3.0 fast charge + 1*USB port support music plug and play.

RIGHT VIEW



SIDE VIEW



FRONT VIEW



TOP VIEW



KINGSONG X SERIES

Flagship



TEMPORAL TRAILBLAZER

Roaming the world,
Continue the eternal beauty of life.

KS-18XL

Comfortable Ride, Bigger and More Stable
Suitable For Business Travel





KS-18XL




TEMPORAL TRAILBLAZER

The best short-distance vehicle for business travel, stable and powerful, and quickly reach the destination.

TRAILBLAZER - 18XL

Model	18XL	18XL
Rated Power	2200W	
Peak Power	4000W	
Max. Speed	50km/h	
Gradeability	35°	
Battery	1554Wh	1036Wh
Max. Mileage	~140km	95~105km
Max. Load	120kg	
Tire Size	18*2.5inch	
Pedal Height	160mm	
Pedal Size	245*155mm	
Product Color	White, Rubber Black	
Weight	~25.4kg	~21.6kg
Output Voltage	DC 84V	
Output Current	1.5A	
Charging Time	~14h	
DC Cable Port Type	Square mouth with needle	
DC Cable Length	1.5m	
Product Size	49.5(L)*22.53(W)*59(H)cm	
Package Size	56.5(L)*26(W)*76(H)cm	



• LED Light

3W illuminating LED + 2*1w braking lights; independent large diameter lamp cup.



• Dual USB Charging

Dual USB ports design. One for charge on the go and another one for USB flash drive to play music.



• APP Support

App support, change various ride characteristics and view speed/battery level information.



• DIY Atmosphere LED

DIY atmosphere LED, flick with frequency spectrum; Battery indicator while keeping still.

Detail Display



DC Brushless Motor

Powerful high speed DC brushless motor offering smooth acceleration with unparalleled torque.



Intelligent Battery

In house developed intelligent battery manage system to ensure strong power output even at high speeds and battery safety.



Hi-Fi Bluetooth

12V power 4 high fidelity Bluetooth speakers to deliver crystal clear surround sound experience.



Ultra-bright Headlight

The high brightness of the new headlight effectively improves safety when driving at night.



RIGHT VIEW



SIDE VIEW



FRONT VIEW



TOP VIEW



KINGSONG S SERIES

Children's style



BASKETBALL CART

Like stepping on the aircraft of the future, let's fly, boy!

KS-S9



kingsone 

KS-S9



Basketball cart

Like stepping on the aircraft of the future, let's fly, boy!

BASKETBALL CART

KS-S9

Rated Power	350W
Peak Power	500W
Max. Speed	~15km/h
Gradeability	~10°
Battery	155.4Wh / 115.4Wh
Max. Mileage	~18km / ~12km
Max. Load	60kg
Tire Size	10 inch
Product Color	Orange Black
Weight	~8.1kg
Output Voltage	DC 50.4V
Output Current	1A
Charging Time	3~4h / 2~3h
DC Cable Port Type	10MM magnetic DC head
DC Cable Length	1.5m
Product Size	24.6(L)*24.6(W)*24.6(H)cm
Package Size	31.4(L)*31.4(W)*31.3(H)cm



- **Interesting Exterior Design**

"Basketball" body design, like stepping on the aircraft of the future.




- **High Performance Motor**

The 350W high-performance motor can easily climb a 10° steep slope, and the stability and dynamic balance of the motor are also excellent.



- **Aviation-Grade Aluminum Alloy Frame**

Ultra-lightweight and ultra-tough, it has passed the 500kg hydrostatic load test.



- **Pad**

Pads are designed for comfortable riding.

Detail Display



Bluetooth System

Bluetooth 5.0 module, more compatible, more stable for data transmission.



New One-Piece Design Battery Pack

With higher integration, stronger shock resistance, flame retardancy, waterproof and heat dissipation capabilities, it ensures safe and stable power output.



Colorful Lighting Effects

The upper sides of the left and right leg guard are equipped with multicolor RGB lights, which can be adjusted by APP.



Smart BMS System

Self-developed BMS intelligent battery management system with balancing, overcharge, overcurrent, short circuit protection, abnormal analysis and other functions, which always ensures the safety of the battery.



FOLDED VIEW



UNFOLD VIEW



RIGHT VIEW



TOP VIEW





Model	S9	14M	14D	14S	16S	16S	16X	16XS	18L	18XL
Material	ABS+PC	ABS+PC	ABS+PC	ABS+PC	ABS+PC	ABS+PC	ABS+PC	ABS+PC	ABS+PC	ABS+PC
Tyre Size	10 inch	14 inch	14 inch	14 inch	16 inch	16 inch	16 inch	16 inch	18 inch	18 inch
Rated Power	350W	800W	800W	800W	1200W	1200W	2200W	2000W	2200W	2200W
Maximum Power	500W	2400W	2400W	2400W	3000W	3000W	4200W	3500W	4000W	4000W
Max Speed	15km/h	20km/h	30km/h	30km/h	30km/h	35km/h	50km/h	45km/h	50km/h	50km/h
Maximum Gradeability	10°	30°	30°	30°	30°	30°	35°	35°	35°	35°
Battery	155.4Wh / 115.4Wh	210Wh	420Wh	840Wh	420Wh	840Wh	1554Wh	777Wh	1036Wh	1554Wh
Mileage	18km / 12km	18-20km	30-40km	70-80km	30-40km	70-80km	140-160km	60-70km	95-105km	140km
Charger Voltage	Input: AC 100-240 V Output: 50.4V 1A	Input: AC 80-240 V Output: 67.2V 2A	Input: AC 80-240 V Output: 67.2V 2A	Input: AC 80-240 V Output: 67.2V 2A	Input: AC 80-240 V Output: 67.2V 2A	Input: AC 80-240 V Output: 67.2V 2A	Input: AC 80-240 V Output: 84V 1.5A/2.5A	Input: AC 80-240 V Output: 84V 1.5A/2.5A	Input: AC 80-240 V Output: 84V 1.5A	Input: AC 80-240 V Output: 84V 1.5A
Charging Time	3-4h / 2-3h	2h	3.5h	7h	3.5h	7h	1.5A charger: 14h 2.5A charger: 8.4h	1.5A charger: 7h 2.5A charger: 5h	9h	14h
Max Load	60kg	120kg	120kg	120kg	120kg	120kg	120kg	120kg	120kg	120kg
Suspension	/	/	/	/	/	/	/	/	/	/
RGB Light	✓	✓	✓	✓	✓	✓	✓	✓	✓	✓
Bluetooth Speaker	/	/	✓	✓	✓	✓	✓	✓	✓	✓
USB	/	✓	✓	✓	/	/	✓	✓	✓	✓
APP	✓	✓	✓	✓	✓	✓	✓	✓	✓	✓
Color	Orange	White/Black	White/Black	White/Black	White/Rubber black	White/Rubber black	Black	Black	White/Rubber black	White/Rubber black
N.W.	8.1kg	13.2kg	14.5kg	16.2kg	15.8kg	17.4kg	24.3kg	21.5kg	21.6kg	25.4kg
G.W.	8.5kg	16.5kg	17.5kg	19.2kg	18.7kg	20.3kg	28.5kg	25.7kg	25.7kg	29kg
Machine Size	24.6*24.6*24.6cm	43.7*20.65*47.6cm	43.7*20.65*47.6cm	43.7*20.2*47.6cm	46.3*23.6*50.6cm	46.3*23.6*50.6cm	49.5*25.35*59cm	49.5*25.35*59cm	49.5*22.53*59cm	49.5*22.53*59cm
Packing Size	31.4*31.4*31.3cm	54*24*58.5cm	54*24*58.5cm	54*24*58.5cm	54*27*58.5cm	54*27*58.5cm	55.5*30.5*73cm	55.5*30.5*73cm	56.5*26*76cm	56.5*26*76cm
Container Loading	20"GP: 900pcs	20"GP: 396pcs	20"GP: 396pcs	20"GP: 396pcs	20"GP: 336pcs	20"GP: 336pcs	20"GP: 231pcs	20"GP: 231pcs	20"GP: 252pcs	20"GP: 252pcs
	40"GP: 1860pcs	40"GP: 824pcs	40"GP: 824pcs	40"GP: 824pcs	40"GP: 704pcs	40"GP: 704pcs	40"GP: 471pcs	40"GP: 471pcs	40"GP: 528pcs	40"GP: 528pcs
	40"HQ: 2160pcs	40"HQ: 908pcs	40"HQ: 908pcs	40"HQ: 908pcs	40"HQ: 792pcs	40"HQ: 792pcs	40"HQ: 532pcs	40"HQ: 532pcs	40"HQ: 590pcs	40"HQ: 590pcs



Model	S16	S16 Pro	S18	S18 Pro	S19	S19 Pro	S22 Pro	S22 Pro+
Material	Aluminum Alloy+ABS+PC	Aluminum Alloy+ABS+PC	ABS+PC	ABS+PC	Aluminum Alloy+ABS+PC	Aluminum Alloy+ABS+PC	Aluminum Alloy+ABS+PC	Aluminum Alloy+ABS+PC
Tyre Size	16 inch	16 inch	18 inch	18 inch	18 inch	18 inch	20 inch	20 inch
Rated Power	2800W	3000W	2200W	2200W	3500W	3500W	4000W	4000W
Maximum Power	4500W	5000W	5000W	5000W	6500W	6500W	8500W	8500W
Max Speed	50km/h	60km/h	50km/h	50km/h	60km/h	60km/h	70km/h	70km/h
Maximum Gradeability	40°	48°	35°	35°	40°	40°	40°	40°
Battery	1480Wh (SAMSUNG 50GB)	1480Wh (SAMSUNG 50S)	1110Wh (SAMSUNG 50GB)	906Wh (Mali)	1776Wh (SAMSUNG 50GB)	1776Wh (SAMSUNG 50S)	2220Wh (SAMSUNG 50GB)	2220Wh (SAMSUNG 50S)
Mileage	130km	120km	100km	80km	150km	150km	200km	200km
Charger Voltage	Input: AC 80-240 V Output: 84V 5A	Input: AC 80-240 V Output: 84V 5A	Input: AC 80-240 V Output: 84V 2.5A	Input: AC 80-240 V Output: 84V 2.5A	Input: AC 100-240 V Output: 100.8V 5A	Input: AC 100-240 V Output: 100.8V 5A	Input: AC 100-240 V Output: 126V 5A	Input: AC 100-240 V Output: 126V 5A
Charging Time	4-5h	4-5h	6h	5h	4-5h	4-5h	4-5h	4-5h
Max Load	120kg	120kg	120kg	120kg	120kg	120kg	120kg	120kg
Suspension	✓	✓	✓	✓	✓	✓	✓	✓
RGB Light	✓	✓	/	/	✓	✓	/	/
Bluetooth Speaker	✓	✓	/	/	✓	✓	/	/
USB	✓	✓	✓	✓	✓	✓	/	/
APP	✓	✓	✓	✓	✓	✓	✓	✓
Color	Orange Black	Orange Black	White/Rubber black	White/Rubber black	Orange Black	Orange Black	Red	Red
N.W.	31.8kg	31.8kg	25kg	25kg	33kg	33kg	35kg	35kg
G.W.	36kg	36kg	29.5kg	29.5kg	39kg	39kg	44kg	44kg
Machine Size	54*23*62cm	54*23*62cm	53*20*55.7cm	53*20*55.7cm	54*32*79cm	54*32*79cm	58.2*33*74.7cm	58.2*33*74.7cm
Packing Size	56*30*69.5cm	56*30*69.5cm	63*30*71.5cm	63*30*71.5cm	66.7*36.2*81.8cm	66.7*36.2*81.8cm	68*33*97cm	68*33*97cm
Container Loading	20"GP: 234pcs	20"GP: 234pcs	20"GP: 198pcs	20"GP: 198pcs	20"GP: 136pcs	20"GP: 136pcs	20"GP: 120pcs	20"GP: 120pcs
	40"GP:486pcs	40"GP:486pcs	40"GP: 408pcs	40"GP: 408pcs	40"GP: 308pcs	40"GP: 308pcs	40"GP: 246pcs	40"GP: 246pcs
	40"HQ: 545pcs	40"HQ: 545pcs	40"HQ: 457pcs	40"HQ: 457pcs	40"HQ: 324pcs	40"HQ: 324pcs	40"HQ: 284pcs	40"HQ: 284pcs



KINGSONG TECHNOLOGY CO., LTD.

Add: Bldg 7, No 71, Xinghu Road, Hongxing 8th Industrial Park, Yutang Sub-district, Guangming District, Shenzhen, China

E-mail: info@szkingsong.com